


		<b>What should I be doing today?</b>	<b>Where will I find what I need for today?</b>	<b>How will my teacher know I've done some great learning?</b>
<b>11LMR</b>	<b>Maths (daily)</b>	Take part in the daily quiz emailed out and log into mymaths to complete set work. Email Suraj or Zuber if you have any questions about the work.	<b>Daily quizzes are online</b> <b>Log into <a href="https://app.eedi.com/">https://app.eedi.com/</a></b> Your mymaths log ins have been sent to you by email	Email Suraj or Zuber with any questions you have. Suraj – <a href="mailto:schudasama@klms.leicester.sch.uk">schudasama@klms.leicester.sch.uk</a> <b>or</b> Zuber – <a href="mailto:zibrahim@klms.leicester.sch.uk">zibrahim@klms.leicester.sch.uk</a> <b>I will check on mymaths to see how you are getting on.</b>
	<b>English (daily)</b>	'Casablanca' is my favourite film. Watch this clip of the final scene'. What makes this so emotive? do you agree with what Rick does at the end of the film?	I will email you the link.	Email your responses to me at <a href="mailto:lroberts@klms.leicester.sch.uk">lroberts@klms.leicester.sch.uk</a>
	<b>Science (Mon / Wed / Fri)</b>	Have a go at the revision and quiz about 'Water purification'- This will help with some of our college courses. <a href="https://www.bbc.co.uk/bitesize/guides/zpcjsrd/revision/1">https://www.bbc.co.uk/bitesize/guides/zpcjsrd/revision/1</a>	I will e-mail you with some more details and send science work linked to your college courses.	E-mail me your score out of 10 so I can see how well you did! Tpatel@klms.leicester.sch.uk
	<b>Pillars (weekly, set Monday)</b>	<u><a href="#">The murder of George Floyd</a></u> Click on the image on the website to watch a Washington Post report on the events that lead up to George Floyd's murder on Monday 25th May 2020.  CONTENT WARNING: This video shows real life content that is hard to watch.  What is your interpretation of George Floyd's death? Can you envisage this happening in the UK? Why/why not?	<a href="http://millgate.ng3.devwebsite.co.uk/page/?title=Pillars&amp;pid=116&amp;action=saved">http://millgate.ng3.devwebsite.co.uk/page/?title=Pillars&amp;pid=116&amp;action=saved</a>	Either post on Twitter or email Sophie: stales@klms.leicester.sch.uk

		What do you think the response from the police should be having watched this footage?		
	<b>Core PE</b> (weekly, set Monday)	Complete this weeks and last week's challenges. Remember to have multiple attempts at the challenge and where possible get 20mins plus a day exercise.	Complete challenges week 5 and 6 of the work pack that you have been given via email, posted and on seesaw.	Email your weekly sporting exercises to your staff member or <a href="mailto:goreilly@klms.leicester.sch.uk">goreilly@klms.leicester.sch.uk</a>
<b>11SCH</b>	<b>Maths</b> (daily)	Take part in the daily quiz emailed out and log into mymaths to complete set work.  Email Suraj or Zuber if you have any questions about the work.	<b>Daily quizzes are online</b> <b>Log into</b> <a href="https://app.eedi.com/">https://app.eedi.com/</a> Your mymaths log ins have been sent to you by email	Email Suraj or Zuber with any questions you have. Suraj – <a href="mailto:schudasama@klms.leicester.sch.uk">schudasama@klms.leicester.sch.uk</a> or Zuber – <a href="mailto:zibrahim@klms.leicester.sch.uk">zibrahim@klms.leicester.sch.uk</a> <b>I will check on mymaths to see how you are getting on.</b>
	<b>English</b> (daily)	'Casablanca' is my favourite film. Watch this clip of the final scene'. What makes this so emotive? do you agree with what Rick does at the end of the film?	I will email you the link.	Email your responses to me at <a href="mailto:lroberts@klms.leicester.sch.uk">lroberts@klms.leicester.sch.uk</a> And Andy at <a href="mailto:amaxwell@klms.leicester.sh.uk">amaxwell@klms.leicester.sh.uk</a>
	<b>Science</b> (Mon / Wed / Fri)			
	<b>Pillars</b> (weekly, set Monday)	<u><a href="#">The murder of George Floyd</a></u> Click on the image on the website to watch a Washington Post report on the events that lead up to George Floyd's murder on Monday 25th May 2020.  CONTENT WARNING: This video shows real life content that is hard to watch.  What is your interpretation of George Floyd's death? Can you envisage this happening in the UK? Why/why not?	<a href="http://millgate.ng3.devwebsite.co.uk/page/?title=Pillars&amp;pid=116&amp;action=save">http://millgate.ng3.devwebsite.co.uk/page/?title=Pillars&amp;pid=116&amp;action=save</a>	Either post on Twitter or email Sophie: <a href="mailto:stales@klms.leicester.sch.uk">stales@klms.leicester.sch.uk</a>

		What do you think the response from the police should be having watched this footage?		
	<b>Core PE</b> (weekly, set Monday)	Complete this weeks and last week's challenges. Remember to have multiple attempts at the challenge and where possible get 20mins plus a day exercise.	Complete challenges week 5 and 6 of the work pack that you have been given via email, posted and on seesaw.	Email your weekly sporting exercises to your staff member or <a href="mailto:goreilly@klms.leicester.sch.uk">goreilly@klms.leicester.sch.uk</a>
<b>10AL</b>	<b>Maths</b> (daily)	Complete the three tasks set on MyMaths by the end of the week. Use the revision guide provided to support you.  Complete the daily quiz emailed to you by Zuber.	Instructions email sent on Monday with YouTube links for help. Paper copies also delivered to you all Monday afternoon. Daily quiz emailed to you by Zuber every day.	Amy will check on MyMaths to see how you are getting on. If you are working on paper, it will be collected next Monday. Email Amy with any questions or help needed.
	<b>English</b> (daily)			
	<b>Science</b> (Mon / Wed / Fri)	Asexual and sexual reproduction- What is the difference? <a href="https://www.youtube.com/watch?v=LgLkt02HI9s">https://www.youtube.com/watch?v=LgLkt02HI9s</a> Watch the link above and send me a paragraph by email describing the difference between the two.	E-mail with more details will be sent to you. Work packs will be sent to those of you who are struggling with internet access.	E-mail me your response at <a href="mailto:tpatel@klms.leicester.sch.uk">tpatel@klms.leicester.sch.uk</a>
	<b>Pillars</b> (weekly, set Monday)	<u>The murder of George Floyd</u> Click on the image on the website to watch a Washington Post report on the events that lead up to George Floyd's murder on Monday 25th May 2020.  CONTENT WARNING: This video shows real life content that is hard to watch.  What is your interpretation of George Floyd's death?	<a href="http://millgate.ng3.devwebsite.co.uk/page/?title=Pillars&amp;pid=116&amp;action=save">http://millgate.ng3.devwebsite.co.uk/page/?title=Pillars&amp;pid=116&amp;action=save</a>	Either post on Twitter or email Sophie: <a href="mailto:stales@klms.leicester.sch.uk">stales@klms.leicester.sch.uk</a>

		Can you envisage this happening in the UK? Why/why not? What do you think the response from the police should be having watched this footage?		
	<b>Core PE</b> (weekly, set Monday)	Complete this weeks and last week's challenges. Remember to have multiple attempts at the challenge and where possible get 20mins plus a day exercise.	Complete challenges week 5 and 6 of the work pack that you have been given via email, posted and on seesaw.	Email your weekly sporting exercises to your staff member or <a href="mailto:goreilly@klms.leicester.sch.uk">goreilly@klms.leicester.sch.uk</a>
<b>10ZI</b>	<b>Maths</b> (daily)	Complete the three assessments set on MyMaths.	<b>Daily quizzes are online.</b> Log into <a href="https://app.eedi.com/">https://app.eedi.com/</a> Your mymaths log ins have been sent to you by email	Email Zuber with any questions or help needed. Zuber – <a href="mailto:zibrahim@klms.leicester.sch.uk">zibrahim@klms.leicester.sch.uk</a> I will check on mymaths to see how you are getting on.
	<b>English</b> (daily)	Complete the 'more types of text' task – page 14.	I have posted the resources out to you.	Email your responses to Selina at <a href="mailto:sclarke@klms.leicester.sch.uk">sclarke@klms.leicester.sch.uk</a>
	<b>Science</b> (Mon / Wed / Fri)	Phenomenal Photosynthesis <b>LQ: Do plants "breathe"?</b>  Work through the powerpoint and have a go at completing the diagram.	Links and instructions have been emailed to you.	Email your answers to me at <a href="mailto:mdempster@klms.leicester.sch.uk">mdempster@klms.leicester.sch.uk</a>
	<b>Pillars</b> (weekly, set Monday)	<u>The murder of George Floyd</u> Click on the image on the website to watch a Washington Post report on the events that lead up to George Floyd's murder on Monday 25th May 2020.  CONTENT WARNING: This video shows real life content that is hard to watch.  What is your interpretation of George Floyd's death?  Can you envisage this happening in the UK? Why/why not?	<a href="http://millgate.ng3.devwebsite.co.uk/page/?title=Pillars&amp;pid=116&amp;action=save">http://millgate.ng3.devwebsite.co.uk/page/?title=Pillars&amp;pid=116&amp;action=save</a>	Either post on Twitter or email Sophie: <a href="mailto:stales@klms.leicester.sch.uk">stales@klms.leicester.sch.uk</a>

		What do you think the response from the police should be having watched this footage?		
	<b>Core PE</b> (weekly, set Monday)	Complete this weeks and last week's challenges. Remember to have multiple attempts at the challenge and where possible get 20mins plus a day exercise.	Complete challenges week 5 and 6 of the work pack that you have been given via email, posted and on seesaw.	Email your weekly sporting exercises to your staff member or <a href="mailto:goreilly@klms.leicester.sch.uk">goreilly@klms.leicester.sch.uk</a>
<b>Options</b>  Weekly task(s)  set Monday	<b>Animal Care</b>	Complete the task on animal anatomy and physiology of a chosen species.	E-mail task instructions sent out to you	Email back with your work to <a href="mailto:Tpatel@klms.leicester.sch.uk">Tpatel@klms.leicester.sch.uk</a>
	<b>Y10 MFL</b>	Work with Ruth to practice saying your five sentences aloud.  Complete the task assigned to you on Quizlet. Complete the pyramid review sheet for each task completed on Quizlet. Design a summer banquet getting ideas from the internet or parties you may have had with your friends and family. Make a poster of all your ideas and make a selected dish. Send me a picture your final chosen dish.	Teams call at 9am.	Amy will see your results on Quizlet. Email Amy on <a href="mailto:alarge@klms.leicester.sch.uk">alarge@klms.leicester.sch.uk</a> with: <ul style="list-style-type: none"> <li>• a completed copy of the pyramid review sheet</li> <li>• any questions or help needed and feedback of how you are getting on</li> </ul>
	<b>History</b>	How does the Murder of George Floyd (2020) compare to the beating of Rodney King (1991)?	<a href="http://millgate.ng3.devwebsite.co.uk/page/?title=History&amp;pid=151&amp;action=saved">http://millgate.ng3.devwebsite.co.uk/page/?title=History&amp;pid=151&amp;action=saved</a>	Email your responses to <a href="mailto:stales@klms.leicester.sch.uk">stales@klms.leicester.sch.uk</a>
	<b>Y9 Geography</b>	Investigating Plate Tectonics You should now be completing tasks 5-8 in the workbook that has been sent out in the post.	You have been sent a paper work pack containing all the resources.	Email me any completed work by Friday morning to <a href="mailto:Vwiley@klms.leicester.sch.uk">Vwiley@klms.leicester.sch.uk</a> I will call you on Wednesday to see how you are getting on.
	<b>Performing Arts</b>			
	<b>Catering</b>	Design your own summer banquet this could be a BBQ for friends and family. This is a high end party with lovely cakes and small dishes. You need to think of different types of allergies and intolerances that	Design a summer banquet getting ideas from the internet or parties you may have had with your friends and family. Make a	Please send me some pictures of your cooking and email me if you need any help. By the end of the week. <a href="mailto:jmarlow@klms.leicester.sch.uk">jmarlow@klms.leicester.sch.uk</a>

	people may have to be able to cater for all the needs.	poster of all your ideas and make a selected dish. Send me a picture your final chosen dish.	
<b>Music Yr 10</b>	<p><b>Music Promoter</b></p> <p>This week you are learning all about the role of the promoter. Aaron has found a useful YouTube clip to help you get started! Then read the information and complete the blank brainstorm with all the facts you have learnt about being a music promoter.</p> <p>Aaron would like you to answer the following: How has promoting music events changed now that the internet is widely used? How would promoters advertise an event before the internet compared to now? YEAR 11 – You will also be emailed the Summer 2018 BTEC past paper to complete and send back to me ASAP.</p>	<p>You will be emailed out the information, YouTube clip and brainstorm to complete by Helen. You can also find the link to the YouTube clip here: <a href="https://www.youtube.com/watch?v=-79RRDQGg0k0">https://www.youtube.com/watch?v=-79RRDQGg0k0</a></p>	<p>Email your completed tasks back to Helen and Aaron: <a href="mailto:hrackley@klms.leicester.sch.uk">hrackley@klms.leicester.sch.uk</a> <a href="mailto:acolvin@klms.leicester.sch.uk">acolvin@klms.leicester.sch.uk</a></p>
<b>Music Yr 9</b>	<p>Here is a fun and easy task you can do from George the DJ at Noise Academy! Go on to their free online site: <a href="https://you.dj/">https://you.dj/</a></p> <p>It will work on an iPad/iPhone app but if you are using a laptop or tablet you will need to use 'Google Chrome' as your internet browser for it to work.</p> <p>Use the search bar located on the left hand side to find songs that you like and then use the arrows to load them up on either the left or right turntable. Press play and bring the volumes up etc.</p>	<p><a href="https://you.dj/">https://you.dj/</a></p> 	<p>Email your responses back to Helen and Aaron with songs that you would like to use for future mixes and Noise Academy will add them on just for you! <a href="mailto:hrackley@klms.leicester.sch.uk">hrackley@klms.leicester.sch.uk</a> <a href="mailto:acolvin@klms.leicester.sch.uk">acolvin@klms.leicester.sch.uk</a></p>
<b>Media</b>	<p><b>Visual Storytelling</b></p> <p>PowerPoint and Forms worksheet to be sent out.</p>	<p>PowerPoint and link to Forms worksheet to be emailed out Monday morning.</p>	<p>Email completed worksheets to <a href="mailto:amaxwell@klms.leicester.sch.uk">amaxwell@klms.leicester.sch.uk</a></p>

	<p>How do screenwriters tell you what they want to about a character without spelling it out to you using dialogue? Answer: Visual Storytelling.</p> <p>Work through the PowerPoint and complete the short exercises on the Forms worksheet.</p>		
<b>BTEC Sport</b>	<p>Year 9/10 - complete the sheets on planning a circuit/weight training programme that is designed for a sport of your choice. It will be completed over a 6 week period when we are back.</p>	<p>Complete the emailed work sheets and email them back to your teacher.</p>	<p>Email your weekly sporting exercises to your staff member or <a href="mailto:goreilly@klms.leicester.sch.uk">goreilly@klms.leicester.sch.uk</a></p>
<b>DT 9&amp;10</b>	<p><b>TREE BOMBING!</b></p> <p><a href="https://www.millgateschool.co.uk/page/?title=DT+Lessons+at+home&amp;pid=235">https://www.millgateschool.co.uk/page/?title=DT+Lessons+at+home&amp;pid=235</a></p> <p><b>ALL KEY STAGE 4 DT</b> can get involved with this.</p> <p>1- Click the above link</p> <p>2- Press play on the video link on <b>deforestation</b></p> <p>3- DESIGN A POSTER OR RECORD A VIDEO about what you watched when the DT Team call you this week-</p> <p><b>IDEAS START WITH DISCUSSION</b></p>	<p><a href="https://www.millgateschool.co.uk/page/?title=DT+Lessons+at+home&amp;pid=235">https://www.millgateschool.co.uk/page/?title=DT+Lessons+at+home&amp;pid=235</a></p>	<p>Email work to: <a href="mailto:smistry@klms.leicester.sch.uk">smistry@klms.leicester.sch.uk</a></p>
<b>Art 9&amp;10</b>	<p>1.Choose an activity/response to create from your new personalised work pack to develop some new ideas for your project.</p> <p>2.Record your responses in your very own homemade sketchbook. Follow sections 1 &amp; 2 of this online course to help you build your own sketchbook out of found materials.</p> <p>1. WHAT MAKES A SKETCHBOOK "EXCITING"?</p> <p>2. MAKING YOUR SKETCHBOOK YOUR OWN</p> <p><a href="https://www.accessart.org.uk/sketchbooks-an-online-course-for-children-families-parents-teachers/">https://www.accessart.org.uk/sketchbooks-an-online-course-for-children-families-parents-teachers/</a></p>	<p>Work packs were delivered by hand or in the post.</p> <p>Find online resources to support your work on the home learning section of the school website:</p> <p><a href="https://www.millgateschool.co.uk/page/?title=Art+Lessons+at+home&amp;pid=207">https://www.millgateschool.co.uk/page/?title=Art+Lessons+at+home&amp;pid=207</a></p>	<p>For tutorials, feedback and advice please email <a href="mailto:sgammon@klms.leicester.sch.uk">sgammon@klms.leicester.sch.uk</a></p>


	<b>Computer Science</b>	Hope you had a good break lads! I will be trying again with the repl classroom. I will send you another link to try and join with so you can have a go at the programming tasks.	<a href="https://repl.it/data/classrooms/share/74027f3ee9afd0f39784e60738eb9136">https://repl.it/data/classrooms/share/74027f3ee9afd0f39784e60738eb9136</a> Or <a href="https://repl.it/classroom/invite/gJRq451">https://repl.it/classroom/invite/gJRq451</a> Either of these links should work!	I will be checking up throughout the week on progress. If you have an issues accessing it please let me know at <a href="mailto:zcopley@klms.leicester.sch.uk">zcopley@klms.leicester.sch.uk</a> .  Have fun!
<b>9GOR</b>	<b>Maths (daily)</b>	Continue with the Nissan 370Z Papercraft challenge. <b>This is due Today!</b> Complete challenge cards 4-6. Send progress pictures to Suraj. Complete tasks set on mymaths.	<b>Daily quizzes are online.</b> Log into <a href="https://app.eedi.com/">https://app.eedi.com/</a> Your mymaths log ins have been sent to you by email.	Email questions to Suraj on <a href="mailto:schudasama@klms.leicester.sch.uk">schudasama@klms.leicester.sch.uk</a>
	<b>English (daily)</b>	Listen to the second chapter of 'Animal Farm' read by Andy and answer the questions on Forms.	I will email you links to the recording and the quiz.	Andy and I will see how you have got on through Forms on Teams.
	<b>Science (Mon / Wed / Fri)</b>	<b>LQ: How do diseases spread?</b>  Follow the link to bitesize.  Read through the revision section.  Watch the video. Complete the quiz.  Send me your score and three of your correct answers.  <a href="https://www.bbc.co.uk/bitesize/guides/zxr7ng8/revision/1">https://www.bbc.co.uk/bitesize/guides/zxr7ng8/revision/1</a>	Links and instructions have been emailed to you.	Email your answers to me at <a href="mailto:mdempster@klms.leicester.sch.uk">mdempster@klms.leicester.sch.uk</a>
	<b>Pillars (weekly, set Monday)</b>	The murder of George Floyd Click on the image below to watch a Washington Post report on the events that lead up to George Floyd's murder on Monday 25th May 2020.	<a href="http://millgate.ng3.devwebsite.co.uk/page/?title=Pillars&amp;pid=115">http://millgate.ng3.devwebsite.co.uk/page/?title=Pillars&amp;pid=115</a>	Either post on Twitter or email Sophie: <a href="mailto:stales@klms.leicester.sch.uk">stales@klms.leicester.sch.uk</a>




		<p>What is your interpretation of George Floyd's death?</p> <p>Can you envisage this happening in the UK?</p> <p>Why/why not?</p> <p>What do you think the response from the police should be having watched this footage?</p>		
	<p><b>Core PE</b> (weekly, set Monday)</p>	<p>Complete this weeks and last week's challenges. Remember to have multiple attempts at the challenge and where possible get 20mins plus a day exercise.</p>	<p>Complete challenges week 5 and 6 of the work pack that you have been given via email, posted and on seesaw.</p>	<p>Email your weekly sporting exercises to your staff member or <a href="mailto:goreilly@klms.leicester.sch.uk">goreilly@klms.leicester.sch.uk</a></p>
<b>9TP</b>	<p><b>Maths</b> (daily)</p>	<p>Continue with the Nissan 370Z Papercraft challenge.</p> <p><b>This is due Today!</b></p> <p>Complete tasks set on mymaths.</p>	<p><b>Daily quizzes are online.</b></p> <p>Log into <a href="https://app.eedi.com/">https://app.eedi.com/</a></p> <p>Your mymaths log ins have been sent to you by email.</p>	<p>Email Zuber with any questions or help needed.</p> <p>Zuber – <a href="mailto:zibrahim@klms.leicester.sch.uk">zibrahim@klms.leicester.sch.uk</a> I will check on mymaths to see how you are getting on.</p>
	<p><b>English</b> (daily)</p>	<p>Listen to the second chapter of 'Animal Farm' read by Andy and answer the questions on Forms.</p>	<p>I will email you links to the recording and the quiz.</p>	<p>Andy and I will see how you have got on through Forms on Teams.</p>
	<p><b>Science</b> (Mon / Wed / Fri)</p>	<p>Produce an A4 poster about the nervous system</p>	<p>E-mail sent out with details of what to include on your poster</p>	<p>Send me a photo of your finished work or e-mail to me if it's done on a computer <a href="mailto:Tpatel@klms.leicester.sch.uk">Tpatel@klms.leicester.sch.uk</a></p>
	<p><b>Pillars</b> (weekly, set Monday)</p>	<p>The murder of George Floyd</p> <p>Click on the image below to watch a Washington Post report on the events that lead up to George Floyd's murder on Monday 25th May 2020.</p> <p>What is your interpretation of George Floyd's death?</p> <p>Can you envisage this happening in the UK?</p> <p>Why/why not?</p> <p>What do you think the response from the police should be having watched this footage?</p>	<p><a href="http://millgate.ng3.devwebsite.co.uk/page/?title=Pillars&amp;pid=115">http://millgate.ng3.devwebsite.co.uk/page/?title=Pillars&amp;pid=115</a></p>	<p>Either post on Twitter or email Sophie: <a href="mailto:stales@klms.leicester.sch.uk">stales@klms.leicester.sch.uk</a></p>
	<p><b>Core PE</b> (weekly, set Monday)</p>	<p>Complete this weeks and last week's challenges. Remember to have multiple attempts at the challenge and where possible get 20mins plus a day exercise.</p>	<p>Complete challenges week 5 and 6 of the work pack that you have been given via email, posted and on seesaw.</p>	<p>Email your weekly sporting exercises to your staff member or <a href="mailto:goreilly@klms.leicester.sch.uk">goreilly@klms.leicester.sch.uk</a></p>

<b>8SKM</b>	<b>Maths (daily)</b>	Complete the Giving Change sheet. Complete the Angles 2 task on mymaths. Send progress pictures to Suraj.	Your mymaths log ins have been sent to you by email.	Email questions to Suraj on <a href="mailto:schudasama@klms.leicester.sch.uk">schudasama@klms.leicester.sch.uk</a>
	<b>English (daily)</b>	Who is Benjamin, sum him up in 5 words. Find relevant quotations that link to the relevant subheadings.	I will email the resources to you.	Email your responses to Sarah at <a href="mailto:smelling@klms.leicester.sch.uk">smelling@klms.leicester.sch.uk</a>
	<b>Science (Mon / Wed / Fri)</b>	LQ: What is a food web? Follow the link to ecosystems and habitats on bbc bitesize to read through content. Take the test at the end. Send me your score and at least two of your correct answers. <a href="https://www.bbc.co.uk/bitesize/guides/zq4wjxs/revision/1">https://www.bbc.co.uk/bitesize/guides/zq4wjxs/revision/1</a>	Links and instructions have been emailed to you.	Email your answers to me at <a href="mailto:mdempster@klms.leicester.sch.uk">mdempster@klms.leicester.sch.uk</a>
	<b>Core PE (weekly, set Monday)</b>	Complete this weeks and last week's challenges. Remember to have multiple attempts at the challenge and where possible get 20mins plus a day exercise.	Complete challenges week 5 and 6 of the work pack that you have been given via email, posted and on seesaw.	Email your weekly sporting exercises to your staff member or <a href="mailto:goreilly@klms.leicester.sch.uk">goreilly@klms.leicester.sch.uk</a>
	<b>Pillars (weekly, set Monday)</b>	What is 12 year old gospel singer Keedron Bryant singing about in this video? What is his message to his audience? Do you know why he posted this video last week? What was his song inspired by? What can we learn from Keedron's song?	<a href="http://millgate.ng3.devwebsite.co.uk/page/?title=Pillars&amp;pid=114">http://millgate.ng3.devwebsite.co.uk/page/?title=Pillars&amp;pid=114</a>	Either post on Twitter or email Sophie: <a href="mailto:stales@klms.leicester.sch.uk">stales@klms.leicester.sch.uk</a>
	<b>DT (weekly, set Monday)</b>	<b>Can you design a colour-changing object?</b> <b>Activity plan</b> • <b>Watch</b> Emma-Jayne Parkes tell you about Squid London's colour-changing umbrella. • <b>Look</b> around your home for all of the things that come in contact with water. • <b>Collect five of those things.</b>	<a href="https://www.youtube.com/watch?v=-qC8GyKOTgc&amp;feature=emb_title&amp;safe=activekj">https://www.youtube.com/watch?v=-qC8GyKOTgc&amp;feature=emb_title&amp;safe=activekj</a>  Watch the video and complete the colour changing task	Send work into: <a href="mailto:smistry@klms.leicester.sch.uk">smistry@klms.leicester.sch.uk</a>  <b>Entries will also be submitted to the DESIGN MUSEUM-LONDON!</b>

		<p>(A good place to start looking would be the bathroom and the kitchen but don't forget to also look in your room).</p> <p><b>What have you collected?</b></p> <p>•<b>Write</b> down the name of your five objects.  <b>list</b> which of the following they also come in contact with:</p> <p style="text-align: center;"><b>-Sunlight</b></p> <p style="text-align: center;"><b>-Heat</b> (even the heat of your hand)  <b>-Cold</b> (cold water for example)  <b>-Sound</b></p> <p><b>-Pressure</b> (like when something is gripped tightly in your hand)</p> <p>•<b>Pick your favourite</b> object and use one or more of the things that it comes in contact with to make it more fun or give it an extra function.  (For example, you could design a toothbrush that slowly changes colour from the heat of your hand to let you know how long you've been brushing your teeth for).</p> <p><b>Draw your design</b> and <b>label</b> it to show how it works. These labels are known as annotations.  <b>Colour</b> in your design and share it Sim and with the Design Museum!  <a href="mailto:smistry@klms.Leicester.sch.uk">smistry@klms.Leicester.sch.uk</a></p>	<p><b>Materials needed</b></p> <ul style="list-style-type: none"> <li>- Pencil or pen</li> <li>- Some paper</li> <li>- Colour pens and pencils (optional)</li> <li>Optional task materials <ul style="list-style-type: none"> <li>- Scissors</li> </ul> </li> <li>- Glue stick, stapler and/or sellotape</li> </ul>	
	<p><b>Art</b>  (weekly, set Monday)</p>	<p>Have a go at some of our 50 creative things tasks! How many can you complete? Click on the links to find 3 packs full of creative ideas.</p>	<p><a href="https://www.millgateschool.co.uk/page/?title=50+Creative+Things+to+Do&amp;pid=182">https://www.millgateschool.co.uk/page/?title=50+Creative+Things+to+Do&amp;pid=182</a></p> <p>New work packs should be arriving soon for the start of an exciting new project.</p>	<p>Email photos of work to <a href="mailto:sgammon@klms.leicester.sch.uk">sgammon@klms.leicester.sch.uk</a>  Group Zoom Tuesday 13.55-14.15 with Sarah &amp; Michaela</p>

	<p><b>Spanish</b> (weekly, set Monday)</p>	<p>Click on the Quizlet invitation link on your email and create your account. Complete the learning tasks on the left-hand side and the test before the end of Friday.</p>	<p>Reminder of Quizlet instructions sent by email on Monday.</p>	<p>Amy will be able to see your scores on Quizlet.</p>
	<p><b>Music</b> (weekly, set Monday)</p>	<p>Here is a fun and easy task you can do from George the DJ at Noise Academy! Go on to their free online site: <a href="https://you.dj/">https://you.dj/</a> It will work on an iPad/iPhone app but if you are using a laptop or tablet you will need to use 'Google Chrome' as your internet browser for it to work. Use the search bar located on the left hand side to find songs that you like and then use the arrows to load them up on either the left or right turntable. Press play and bring the volumes up etc.</p>	<p><a href="https://you.dj/">https://you.dj/</a></p> 	<p>Email your responses back to Helen and Aaron with songs that you would like to use for future mixes and Noise Academy will add them on just for you! <a href="mailto:hrackley@klms.leicester.sch.uk">hrackley@klms.leicester.sch.uk</a> <a href="mailto:acolvin@klms.leicester.sch.uk">acolvin@klms.leicester.sch.uk</a></p>
	<p><b>Catering</b> (weekly, set Monday)</p>	<p>Design your own summer tea party. Who would be your party guests? What items would you serve to your guest? Think about allergies and intolerances. Make an item from the designed tea party – something sweet, cake, fruit salad, sandwiches?</p>	<p>Design your own summer tea party. Who would be your party guests? What items would you serve to your guest? Think about allergies and intolerances. Make an item from the designed tea party – something sweet, cake, fruit salad, sandwiches?</p>	<p>Please send me some pictures of your cooking and email me if you need any help. By the end of the week. <a href="mailto:jmarlow@klms.leicester.sch.uk">jmarlow@klms.leicester.sch.uk</a></p>
	<p><b>Maths</b> (daily)</p>	<p>Corey and Kiepher – In your Yellow Textbook; continue on Section 1d - “Mental Methods of Addition and Subtraction” on Page 10 to review our learning. Lewis and Rudi – In your Pink Textbook; continue on Section 1d - “Prime Numbers” on Page 10. leuan – work on memorising your timestables.</p>	<p>Check your emails for your sumdog login. Challenge yourself on the Sumdog leaderboard and compete with the others in your class</p>	<p>Email Zuber with any questions or help needed. <a href="mailto:zibrahim@klms.leicester.sch.uk">zibrahim@klms.leicester.sch.uk</a> I will check on mymaths to see how you are getting on.</p>
	<p><b>English</b> (daily)</p>	<p>Complete the ‘top tips and have a go’ section from the ‘Writing Like Roald Dahl’ book.</p>	<p>I have posted the resources to you.</p>	<p>Email me a picture of your work at <a href="mailto:lroberts@klmsleicester.sch.uk">lroberts@klmsleicester.sch.uk</a> or talk to</p>

<b>8SG</b>				me about it the next time we Zoom or talk.
	<b>Science</b> (Mon / Wed / Fri)	Marble-ous experiment! - You can't touch the marble but you must get it into the cup! Explain how you did this in a short video or email!	When we call we can go over this and you can ask Mitchell. Work packs will be sent out this week.	Send me your video/photo or explanation at Tpatel@klms.leicester.sch.uk
	<b>Pillars</b> (weekly, set Monday)	What is 12 year old gospel singer Keedron Bryant singing about in this video? What is his message to his audience? Do you know why he posted this video last week? What was his song inspired by? What can we learn from Keedron's song?	<a href="http://millgate.ng3.devwebsite.co.uk/page/?title=Pillars&amp;pid=114">http://millgate.ng3.devwebsite.co.uk/page/?title=Pillars&amp;pid=114</a>	Either post on Twitter or email Sophie: stales@klms.leicester.sch.uk
	<b>Core PE</b> (weekly, set Monday)	Complete this weeks and last week's challenges. Remember to have multiple attempts at the challenge and where possible get 20mins plus a day exercise.	Complete challenges week 5 and 6 of the work pack that you have been given via email, posted and on seesaw.	Email your weekly sporting exercises to your staff member or <a href="mailto:goreilly@klms.leicester.sch.uk">goreilly@klms.leicester.sch.uk</a>
	<b>DT</b> (weekly, set Monday)	<p><b>Can you design a colour-changing object?</b></p> <p><b>Activity plan</b></p> <ul style="list-style-type: none"> <li>•<b>Watch</b> Emma-Jayne Parkes tell you about Squid London's colour-changing umbrella.</li> <li>•<b>Look</b> around your home for all of the things that come in contact with water.</li> <li>•<b>Collect five of those things.</b></li> </ul> <p>(A good place to start looking would be the bathroom and the kitchen but don't forget to also look in your room).</p> <p><b>What have you collected?</b></p> <ul style="list-style-type: none"> <li>•<b>Write</b> down the name of your five objects.</li> </ul> <p><b>list</b> which of the following they also come in contact with:</p> <ul style="list-style-type: none"> <li>-<b>Sunlight</b></li> <li>-<b>Heat</b> (even the heat of your hand)</li> <li>-<b>Cold</b> (cold water for example)</li> </ul>	<p><a href="https://www.youtube.com/watch?v=-qC8GyKOTgc&amp;feature=emb_title&amp;safe=activekj">https://www.youtube.com/watch?v=-qC8GyKOTgc&amp;feature=emb_title&amp;safe=activekj</a></p> <p>Watch the video and complete the colour changing task</p> <p><b>Materials needed</b></p> <ul style="list-style-type: none"> <li>- Pencil or pen</li> <li>- Some paper</li> <li>- Colour pens and pencils (optional)</li> </ul> <p>Optional task materials</p> <ul style="list-style-type: none"> <li>- Scissors</li> <li>- Glue stick, stapler and/or sellotape</li> </ul>	<p>Send work into: <a href="mailto:smistry@klms.leicester.sch.uk">smistry@klms.leicester.sch.uk</a></p> <p><b>Entries will also be submitted to the DESIGN MUSEUM-LONDON!</b></p>


		<p><b>-Sound</b></p> <p><b>-Pressure</b> (like when something is gripped tightly in your hand)</p> <p>•<b>Pick your favourite</b> object and use one or more of the things that it comes in contact with to make it more fun or give it an extra function.</p> <p>(For example, you could design a toothbrush that slowly changes colour from the heat of your hand to let you know how long you've been brushing your teeth for).</p> <p><b>Draw your design</b> and <b>label</b> it to show how it works. These labels are known as annotations.</p> <p><b>Colour</b> in your design and share it Sim and with the Design Museum!</p> <p><a href="mailto:smistry@klms.leicester.sch.uk">smistry@klms.leicester.sch.uk</a></p>		
	<p><b>Art</b> (weekly, set Monday)</p>	<p>Have a go at some of our 50 creative things tasks! How many can you complete? Click on the links to find 3 packs full of creative ideas.</p>	<p><a href="https://www.millgateschool.co.uk/page/?title=50+Creative+Things+to+Do&amp;pid=182">https://www.millgateschool.co.uk/page/?title=50+Creative+Things+to+Do&amp;pid=182</a></p> <p>New work packs should be arriving soon for the start of an exciting new project.</p>	<p>Email photos of work to <a href="mailto:sgammon@klms.leicester.sch.uk">sgammon@klms.leicester.sch.uk</a></p> <p>Group Zoom Tuesday 13.30-13.55 with Sarah &amp; Michaela</p>
	<p><b>Music</b> (weekly, set Monday)</p>	<p>Here is a fun and easy task you can do from George the DJ at Noise Academy! Go on to their free online site: <a href="https://you.dj/">https://you.dj/</a></p> <p>It will work on an iPad/iPhone app but if you are using a laptop or tablet you will need to use 'Google Chrome' as your internet browser for it to work.</p> <p>Use the search bar located on the left hand side to find songs that you like and then use the arrows to load them up on either the left or right turntable. Press play and bring the volumes up etc.</p>	<p><a href="https://you.dj/">https://you.dj/</a></p> 	<p>Email your responses back to Helen and Aaron with songs that you would like to use for future mixes and Noise Academy will add them on just for you!:</p> <p><a href="mailto:hrackley@klms.leicester.sch.uk">hrackley@klms.leicester.sch.uk</a> <a href="mailto:acolvin@klms.leicester.sch.uk">acolvin@klms.leicester.sch.uk</a></p>

	<b>Catering</b> (weekly, set Monday)	Design your own summer tea party. Who would be your party guests? What items would you serve to your guest? Think about allergies and intolerances. Make an item from the designed tea party – something sweet, cake, fruit salad, sandwiches?	Design your own summer tea party. Who would be your party guests? What items would you serve to your guest? Think about allergies and intolerances. Make an item from the designed tea party – something sweet, cake, fruit salad, sandwiches?	Please send me some pictures of your cooking and email me if you need any help. By the end of the week. <a href="mailto:jmarlow@klms.leicester.sch.uk">jmarlow@klms.leicester.sch.uk</a>
	<b>Computer Science</b> (weekly, set Monday)	Hi Boys, I hope you had an awesome break! I will be checking up on the work I sent out before the holiday this week. In the meantime, I have put together 2 kahoots that I would like you to have a go at. The deadline is set to end of day Wednesday! Should be a bit of fun recapping some stuff we have looked at previously. Good luck!	<a href="https://kahoot.it/challenge/01199657?challenge-id=75414623-151b-476a-8df2-2fcab8b00bb0_1590931211880">https://kahoot.it/challenge/01199657?challenge-id=75414623-151b-476a-8df2-2fcab8b00bb0_1590931211880</a>  <a href="https://kahoot.it/challenge/09133789?challenge-id=75414623-151b-476a-8df2-2fcab8b00bb0_1590931287499">https://kahoot.it/challenge/09133789?challenge-id=75414623-151b-476a-8df2-2fcab8b00bb0_1590931287499</a>	Any issues email me at <a href="mailto:zcopley@klms.leicester.sch.uk">zcopley@klms.leicester.sch.uk</a> .  I will be able to see your progress once you start the quiz. Have fun!
<b>7ZAG</b>	<b>Maths</b> (daily)	Complete the Jigsaw Tables 2. Have a go at the decimal place value task on mymaths. Send progress pictures to Suraj.	Your mymaths log ins have been sent to you by email.	Email questions to Suraj on <a href="mailto:schudasama@klms.leicester.sch.uk">schudasama@klms.leicester.sch.uk</a>
	<b>English</b> (daily)	Complete the 'you wanted cake!' task from the 'Creative Writing with Matilda' book.	I have posted the resources out to you.	Email a picture of your work to Selina at <a href="mailto:sclarke@klms.leicester.sch.uk">sclarke@klms.leicester.sch.uk</a> or talk to her about when you Zoom or talk.
	<b>Science</b> (Mon / Wed / Fri)	LQ: What is a food web?  Follow the link to ecosystems and habitats on bbc bitesize to read through content.  Take the test at the end.	Links and instructions have been emailed to you.	Email your answers to me at <a href="mailto:mdempster@klms.leicester.sch.uk">mdempster@klms.leicester.sch.uk</a>


	Send me your score and at least two of your correct answers.  <a href="https://www.bbc.co.uk/bitesize/guides/zq4wjxs/revision/1">https://www.bbc.co.uk/bitesize/guides/zq4wjxs/revision/1</a>		
<b>Pillars</b> (weekly, set Monday)	What is 12 year old gospel singer Keedron Bryant singing about in this video? What is his message to his audience? Do you know why he posted this video last week? What was his song inspired by? What can we learn from Keedron's song?	<a href="http://millgate.ng3.devwebsite.co.uk/page/?title=Pillars&amp;pid=75&amp;action=saved">http://millgate.ng3.devwebsite.co.uk/page/?title=Pillars&amp;pid=75&amp;action=saved</a>	Either post on Twitter or email Sophie: <a href="mailto:stales@klms.leicester.sch.uk">stales@klms.leicester.sch.uk</a>
<b>Core PE</b> (weekly, set Monday)	Complete this weeks and last week's challenges. Remember to have multiple attempts at the challenge and where possible get 20mins plus a day exercise.	Complete challenges week 5 and 6 of the work pack that you have been given via email, posted and on seesaw.	Email your weekly sporting exercises to your staff member or <a href="mailto:goreilly@klms.leicester.sch.uk">goreilly@klms.leicester.sch.uk</a>
<b>DT</b> (weekly, set Monday)	<p><b>Can you design a colour-changing object?</b></p> <p><b>Activity plan</b></p> <ul style="list-style-type: none"> <li>•<b>Watch</b> Emma-Jayne Parkes tell you about Squid London's colour-changing umbrella.</li> <li>•<b>Look</b> around your home for all of the things that come in contact with water.</li> <li>•<b>Collect five of those things.</b></li> </ul> <p>(A good place to start looking would be the bathroom and the kitchen but don't forget to also look in your room).</p> <p><b>What have you collected?</b></p> <ul style="list-style-type: none"> <li>•<b>Write</b> down the name of your five objects.</li> </ul> <p><b>list</b> which of the following they also come in contact with:</p> <p><b>-Sunlight</b></p>	<p><a href="https://www.youtube.com/watch?v=-qC8GyKOTgc&amp;feature=emb_title&amp;safe=activekj">https://www.youtube.com/watch?v=-qC8GyKOTgc&amp;feature=emb_title&amp;safe=activekj</a></p> <p>Watch the video and complete the colour changing task</p> <p><b>Materials needed</b></p> <ul style="list-style-type: none"> <li>- Pencil or pen</li> <li>- Some paper</li> <li>- Colour pens and pencils (optional)</li> </ul> <p>Optional task materials</p> <ul style="list-style-type: none"> <li>- Scissors</li> </ul>	<p>Send work into: <a href="mailto:smistry@klms.leicester.sch.uk">smistry@klms.leicester.sch.uk</a></p> <p><b>Entries will also be submitted to the DESIGN MUSEUM-LONDON!</b></p>



		<p><b>-Heat</b> (even the heat of your hand)  <b>-Cold</b> (cold water for example)  <b>-Sound</b></p> <p><b>-Pressure</b> (like when something is gripped tightly in your hand)</p> <p>•<b>Pick your favourite</b> object and use one or more of the things that it comes in contact with to make it more fun or give it an extra function.  (For example, you could design a toothbrush that slowly changes colour from the heat of your hand to let you know how long you've been brushing your teeth for).</p> <p><b>Draw your design</b> and <b>label</b> it to show how it works. These labels are known as annotations.  <b>Colour</b> in your design and share it Sim and with the Design Museum!  <a href="mailto:smistry@klms.Leicester.sch.uk">smistry@klms.Leicester.sch.uk</a></p>	- Glue stick, stapler and/or sellotape	
	<b>Art</b> (weekly, set Monday)	Have a go at some of our 50 creative things tasks! How many can you complete? Click on the links to find 3 packs full of creative ideas.	<a href="https://www.millgateschool.co.uk/page/?title=50+Creative+Things+to+Do&amp;pid=182">https://www.millgateschool.co.uk/page/?title=50+Creative+Things+to+Do&amp;pid=182</a> New work packs should be arriving soon for the start of an exciting new project.	Email photos of work to <a href="mailto:sgammon@klms.leicester.sch.uk">sgammon@klms.leicester.sch.uk</a> Group Zoom Monday 13.10-13.30 with Sarah & Michaela
	<b>Spanish</b> (weekly, set Monday)	Click on the Quizlet invitation link on your email and create your account. Complete the learning tasks on the left-hand side and the test before the end of Friday.	Reminder of Quizlet instructions sent by email on Monday.	Amy will be able to see your scores on Quizlet.
	<b>Music</b> (weekly, set Monday)	Here is a fun and easy task you can do from George the DJ at Noise Academy! Go on to their free online site: <a href="https://you.dj/">https://you.dj/</a>	<a href="https://you.dj/">https://you.dj/</a>	Email your responses back to Helen and Aaron with songs that you would like to use for future mixes and Noise Academy will add them on just for you!

		<p>It will work on an iPad/iPhone app but if you are using a laptop or tablet you will need to use 'Google Chrome' as your internet browser for it to work.</p> <p>Use the search bar located on the left hand side to find songs that you like and then use the arrows to load them up on either the left or right turntable. Press play and bring the volumes up etc.</p>		<p><a href="mailto:hrackley@klms.leicester.sch.uk">hrackley@klms.leicester.sch.uk</a>  <a href="mailto:acolvin@klms.leicester.sch.uk">acolvin@klms.leicester.sch.uk</a></p>
	<p><b>Catering</b> (weekly, set Monday)</p>	<p>Design your own summer tea party. Who would be your party guests? What items would you serve to your guest? Think about allergies and intolerances.</p> <p>Make an item from the designed tea party – something sweet, cake, fruit salad, sandwiches?</p>	<p>Design your own summer tea party. Who would be your party guests? What items would you serve to your guest? Think about allergies and intolerances.</p> <p>Make an item from the designed tea party – something sweet, cake, fruit salad, sandwiches?</p>	<p>Please send me some pictures of your cooking and email me if you need any help. By the end of the week.</p> <p><a href="mailto:jmarlow@klms.leicester.sch.uk">jmarlow@klms.leicester.sch.uk</a></p>
	<p><b>Computer Science</b> (weekly, set Monday)</p>	<p>Hi boys, I hope you had a good half term! For our first activity back we will be checking out Chrome Music Lab. This will require the internet to access. I will email you all a Powerpoint showing how you can use the website. Have a go at creating some funky beats and then send them through for me to check out!</p>	<p><a href="https://musiclab.chromeexperiments.com/Song-Maker/">https://musiclab.chromeexperiments.com/Song-Maker/</a> Use this link to access the song maker.</p>	<p>If you get stuck, want to share your work or just to let me know how things are going, email me at <a href="mailto:zcopley@klms.leicester.sch.uk">zcopley@klms.leicester.sch.uk</a>.</p>
	<p><b>Maths</b> (daily)</p>	<p>Complete the tasks set on MyMaths by the end of Thursday.</p>	<p>MyMaths instructions sent by email on Monday. Paper copies delivered to Riley &amp; Owen on Tuesday and collected on Friday.</p>	<p>Amy will check on MyMaths to see how you are getting on. Email Amy with any questions or help needed. Check your position on the MyMaths leader board!</p>
	<p><b>English</b> (daily)</p>	<p>Continue working on your Nessy and Seesaw tasks.</p>	<p>You have your log-ins.</p>	<p>Michelle, Sasha and Selina are keeping in touch with you and your work.</p>
	<p><b>Science</b> (Mon / Wed / Fri)</p>	<p>Work to complete on the digestive system- all work has been sent out to you.</p>	<p>Work packs sent to you with food parcels. More packs will be delivered by sasha/matt.</p>	<p>Send me a photo of what you have done by e-mail and hand back work to Sasha/matt.</p> <p><a href="mailto:Tpatel@klms.leicester.sch.uk">Tpatel@klms.leicester.sch.uk</a></p>

<b>7SKITTLES</b>	<b>Pillars</b> (weekly, set Monday)	What is 12 year old gospel singer Keedron Bryant singing about in this video? What is his message to his audience? Do you know why he posted this video last week? What was his song inspired by? What can we learn from Keedron's song?	<a href="http://millgate.ng3.devwebsite.co.uk/page/?title=Pillars&amp;pid=75&amp;action=saved">http://millgate.ng3.devwebsite.co.uk/page/?title=Pillars&amp;pid=75&amp;action=saved</a>	Either post on Twitter or email Sophie: <a href="mailto:stales@klms.leicester.sch.uk">stales@klms.leicester.sch.uk</a>
	<b>Core PE</b> (weekly, set Monday)	Complete this weeks and last week's challenges. Remember to have multiple attempts at the challenge and where possible get 20mins plus a day exercise.	Complete challenges week 5 and 6 of the work pack that you have been given via email, posted and on seesaw.	Email your weekly sporting exercises to your staff member or <a href="mailto:goreilly@klms.leicester.sch.uk">goreilly@klms.leicester.sch.uk</a>
	<b>DT</b> (weekly, set Monday)	<p style="text-align: center;"><b>Can you design a colour-changing object?</b></p> <p style="text-align: center;"><b>Activity plan</b></p> <ul style="list-style-type: none"> <li>•<b>Watch</b> Emma-Jayne Parkes tell you about Squid London's colour-changing umbrella.</li> <li>•<b>Look</b> around your home for all of the things that come in contact with water.</li> <li>•<b>Collect five of those things.</b> (A good place to start looking would be the bathroom and the kitchen but don't forget to also look in your room).</li> </ul> <p style="text-align: center;"><b>What have you collected?</b></p> <ul style="list-style-type: none"> <li>•<b>Write</b> down the name of your five objects.</li> </ul> <p><b>list</b> which of the following they also come in contact with:</p> <ul style="list-style-type: none"> <li style="text-align: center;">-<b>Sunlight</b></li> <li style="text-align: center;">-<b>Heat</b> (even the heat of your hand)</li> <li style="text-align: center;">-<b>Cold</b> (cold water for example)</li> <li style="text-align: center;">-<b>Sound</b></li> <li>-<b>Pressure</b> (like when something is gripped tightly in your hand)</li> </ul> <ul style="list-style-type: none"> <li>•<b>Pick your favourite</b> object and use one or more of the things that it comes in contact with to make it more fun or give it an extra function.</li> </ul>	<p><a href="https://www.youtube.com/watch?v=qC8GyKOTgc&amp;feature=emb_title&amp;safe=activekj">https://www.youtube.com/watch?v=qC8GyKOTgc&amp;feature=emb_title&amp;safe=activekj</a></p> <p>Watch the video and complete the colour changing task</p> <p style="text-align: center;"><b>Materials needed</b></p> <ul style="list-style-type: none"> <li>- Pencil or pen</li> <li>- Some paper</li> <li>- Colour pens and pencils (optional)</li> </ul> <p>Optional task materials</p> <ul style="list-style-type: none"> <li>- Scissors</li> <li>- Glue stick, stapler and/or sellotape</li> </ul>	<p style="text-align: center;">Send work into: <a href="mailto:smistry@klms.leicester.sch.uk">smistry@klms.leicester.sch.uk</a></p> <p style="text-align: center;"><b>Entries will also be submitted to the DESIGN MUSEUM-LONDON!</b></p>

		<p>(For example, you could design a toothbrush that slowly changes colour from the heat of your hand to let you know how long you've been brushing your teeth for).</p> <p><b>Draw your design and label</b> it to show how it works. These labels are known as annotations.</p> <p><b>Colour</b> in your design and share it Sim and with the Design Museum!</p> <p><a href="mailto:smistry@klms.Leicester.sch.uk">smistry@klms.Leicester.sch.uk</a></p>		
	<p><b>Art</b> (weekly, set Monday)</p>	<p>Have a go at some of our 50 creative things tasks! How many can you complete? Click on the links to find 3 packs full of creative ideas.</p>	<p><a href="https://www.millgateschool.co.uk/page/?title=50+Creative+Things+to+Do&amp;pid=182">https://www.millgateschool.co.uk/page/?title=50+Creative+Things+to+Do&amp;pid=182</a></p> <p>New work packs should be arriving soon for the start of an exciting new project.</p>	<p>Email photos of work to <a href="mailto:sgammon@klms.leicester.sch.uk">sgammon@klms.leicester.sch.uk</a></p> <p>Group Zoom Monday 12.45-13.10 with Sarah &amp; Michaela</p>
	<p><b>Music</b> (weekly, set Monday)</p>	<p>Here is a fun and easy task you can do from George the DJ at Noise Academy! Go on to their free online site: <a href="https://you.dj/">https://you.dj/</a></p> <p>It will work on an iPad/iPhone app but if you are using a laptop or tablet you will need to use 'Google Chrome' as your internet browser for it to work.</p> <p>Use the search bar located on the left hand side to find songs that you like and then use the arrows to load them up on either the left or right turntable. Press play and bring the volumes up etc.</p>	<p><a href="https://you.dj/">https://you.dj/</a></p> 	<p>Email your responses back to Helen and Aaron with songs that you would like to use for future mixes and Noise Academy will add them on just for you!</p> <p><a href="mailto:hrackley@klms.leicester.sch.uk">hrackley@klms.leicester.sch.uk</a> <a href="mailto:acolvin@klms.leicester.sch.uk">acolvin@klms.leicester.sch.uk</a></p>
	<p><b>Catering</b> (weekly, set Monday)</p>	<p>Design your own summer tea party. Who would be your party guests? What items would you serve to your guest? Think about allergies and intolerances.</p> <p>Make an item from the designed tea party – something sweet, cake, fruit salad, sandwiches?</p>	<p>Design your own summer tea party. Who would be your party guests? What items would you serve to your guest? Think about allergies and intolerances.</p>	<p>Please send me some pictures of your cooking and email me if you need any help. By the end of the week.</p> <p><a href="mailto:jmarlow@klms.leicester.sch.uk">jmarlow@klms.leicester.sch.uk</a></p>

			Make an item from the designed tea party – something sweet, cake, fruit salad, sandwiches?	
	<b>Computer Science</b> (weekly, set Monday)	Hi boys, I hope you had a good half term! For our first activity back we will be checking out Chrome Music Lab. This will require the internet to access. I will email you all a Powerpoint showing how you can use the website. Have a go at creating some funky beats and then send them through for me to check out!	<a href="https://musiclab.chromeexperiments.com/Song-Maker/">https://musiclab.chromeexperiments.com/Song-Maker/</a> Use this link to access the song maker.	If you get stuck, want to share your work or just to let me know how things are going, email me at <a href="mailto:zcopley@klms.leicester.sch.uk">zcopley@klms.leicester.sch.uk</a> .